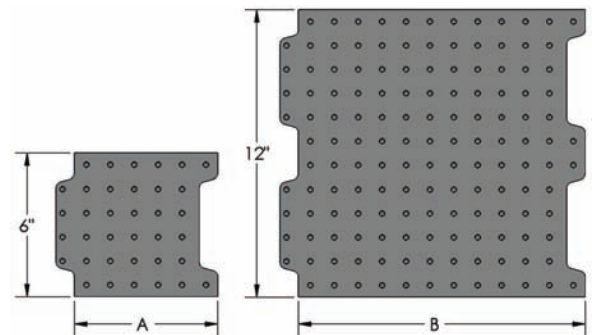
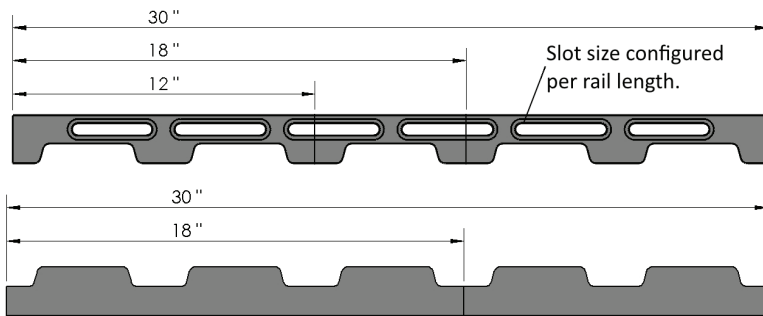



The two main components of the Loc-N-Load™ Fixture Plate System adapt easily to your equipment. Install docking rail with bolts or completely out of the way using double-sided tape. Interlocking fixture plates quickly secure and release with the use of magnets creating highly repeatable setups.

- Create multiple fast-swap setups per CMM!
- Ready-made **interlocking** plates make low-cost fixtures & ship same day.
- Inspect more parts per shift, even with less-skilled inspectors.
- Easily access your granite.
- Use as **dedicated tooling**—add to job box.

Get started with a docking rail, a plate and some work holding and add as work requires. Creating a LEAN QC department need not be expensive!

"We were looking for a quick change fixture system for our CMM's and believe that your solution is just that! We are always focused on lean activities and as we expand our use of CMM's on our shop floor this solution will be instrumental in our having a "self serve" inspection process."  
**Harvey Smith, VP Operations, Kennebec Technologies**



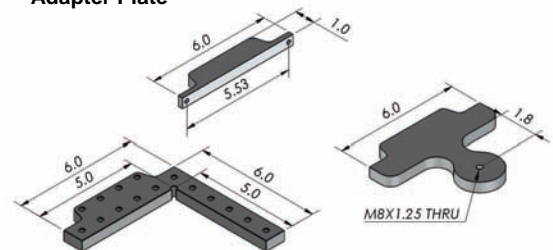
Clear Anodized Aluminum, .5" thick, 1 x 1" spacing, 1/4-20 thread.

Part #	Description	A/B	Price
<i>Rails, End Caps, Plates</i>			
LNL-DOCK-12	Docking Rail 2 x 12"		\$ 280.00
LNL-DOCK-18	Docking Rail 2 x 18"		\$ 295.00
LNL-DOCK-30	Docking Rail 2 x 30"		\$ 360.00
LNL-ENDCAP-18	Endcap 2 x 18"		\$ 210.00
LNL-ENDCAP-30	Endcap 2 x 30"		\$ 285.00
LNL-PLT-0606	LNL Fixture Plate 6 x 6"	6"	\$ 169.00
LNL-PLT-0612	LNL Fixture Plate 6 x 12"	12"	\$ 240.00
LNL-PLT-0618	LNL Fixture Plate 6 x 18"	18"	\$ 300.00
LNL-PLT-1212	LNL Fixture Plate 12 x 12"	12"	\$ 380.00
LNL-PLT-1218	LNL Fixture Plate 12 x 18"	18"	\$ 530.00
<i>Accessories for LNL Plates</i>			
LNL-ADPT-06	Adapter Plate 6 x 1"		\$119.00
LNL-ANGL-0603	Angle Plate/ Stop 6 x 6"		\$ 159.00
LNL-QUAL-PLT	Indicator Ball Plate 6 x 4"		\$ 149.00

**System Accessories:**

A unique plate is available for the qualifying ball/bar that can be removed quickly when not in use. Add an angle plate as a stop when you need to inspect quickly on the granite. Affix an Adapter plate to re-use existing fixtures.

**Adapter Plate**



Angle Plate / Stop

Unique Indicator Ball Bar Plate